

Your ideal home is just a few steps away.



STEP 1 Determine your needs


Assess your current family situation and make a list of what you need now and what you may need in future years.

- How many bedrooms do you need? Will your family grow while living in your new home?
- Is one bathroom enough or do you need more?
- Do you require additional or flexible rooms for working from home or hobbies?
- Are you looking for a large garden or low maintenance yard?



STEP 2 Work out your budget

Look at your lifestyle and current expenses to decide how much you can afford to repay on a home loan. Don't forget to take into consideration any major future expenses like schooling, holidays or cars.



Prepare a budget so you know what monthly repayments you are comfortable making.



Talk to lenders about borrowing options and apply for a pre-approval.



Investigate what grants you may be eligible for.

STEP 3 Review your purchasing options


Talk to one of the sales consultants about your options for purchasing in our community. You can opt for a package that we've already created or have the flexibility of finding your own solution, the choice is yours.

Choose a house and land package



Select from our current range of conveniently packaged house and land options.

Choose your own home design



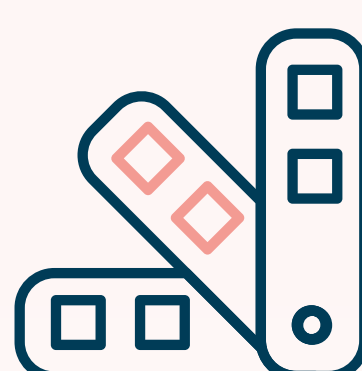
Talk to one of our display home builders to find a home that suits your block.

STEP 4 Select your design

Once you've selected a floorplan that suits your block, talk to the builder about how to tailor the design to reflect your personal style.



Pick your façade.



Select your colours and finishes.



Ask about upgrade options or current promotions.

STEP 5 Add sustainable features

Ask if your builder offers sustainable home design solutions.



Consider orientation and green features including glazing, solar, insulation and rainwater tanks.



Create a home that embraces natural elements for improved comfort.



Enjoy potential water and energy bill savings over time.

See your vision come to life as construction gets underway. Then it's time to move in and start enjoying your new home and get to know the Covella community.